


Photon Financial Hub Cloud



Photon Software

FINANCIAL INNOVATION

Product Overview



- **A Capital Markets Financial Hub** which
 - Includes a **Multi-GAAP**, Multi Entity, Multi Currency Accounting Engine and Sub Ledger
 - Performs **configurable granular accounting** at a transaction (& product/book) level, not just at a consolidated level
 - **Allows drill down** from summary to detailed balances to transactions (in the G/L to Sub Ledger to source system)
 - **Provides P&L Explain** calculations, Profitability Analysis, IFRS 9 Expected Credit Loss, Risk Finance
 - Contains fit for purpose Capital Markets data model covering **Equity, Bonds, FX, MM, L&D, Commodities, Derivatives and Structured Products**

Customer Benefits - Photon Financial Hub Cloud

- **Supports finance in the move to the Cloud** - Creates a migration path and target architecture for a best practice cloud based finance platform. Supporting a move from legacy G/L on premise solution to a new cloud based platform.
- **Supports Financial Control and Product Control in the Capital Markets** - Written by Capital Markets experts and has native data model support for Bonds, Equities, FX, L&D, Commodities, Derivatives and Structured products. This complements the existing ecosystem and GL, supporting the product set and detailed functionality needed for Capital Markets
- **Reduced risk through increased transparency and granular accounting data** - Photon's detailed Sub Ledger and Accounting Engine supports trade/book/product/customer level accounting. This granular accounting data gives Finance and Product Control unparalleled insights into finance, risk and P&L trends and explains exceptional events
- **Reduced time to close** - Many finance departments face long monthly processes to close the books and reconcile data to front and back office transactional systems. Using Photon's Financial Hub Cloud enables full source to posting data lineage and transparency/audit trail, supporting faster close and a reduction in time spent on manual investigations.
- **Reduction in manual processing** - Photon delivers universal accounting standards across your trading and settlement systems and a single source of truth for finance and ensures reconciliation between source systems and the GL. Photon also automates month end close processes, such as FX Revaluation, P&L and FX Sell down and Adjustments.

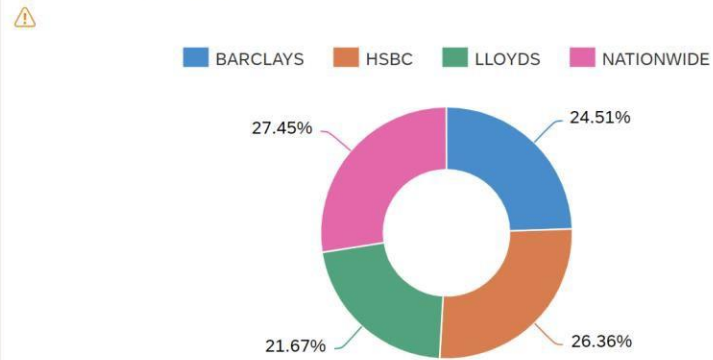
Example Summary Dashboard (Note: using SAP Analytics Cloud)

Financial Summary

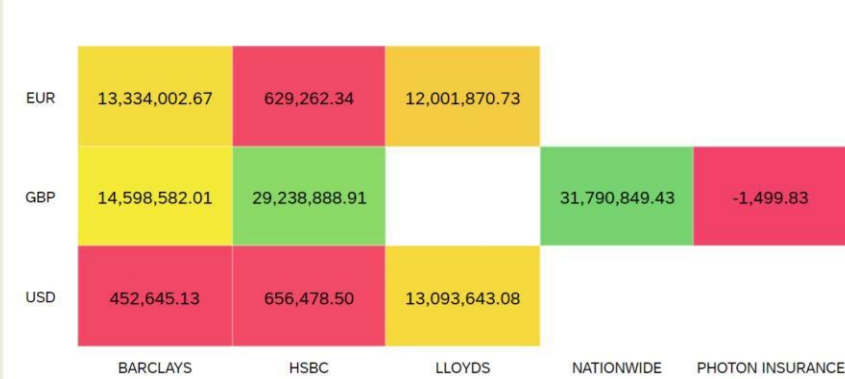
PNL_OR_BALAN... P

Aug 18, 2023

Life to date Balance (based) by Counterparty



Life to date balance (based) by Counterparty and Currency



Business Date

Table Information

Tenant	Current Business Date
PHOT	Feb 5, 2021

Life to date Balance (based)

115,794,722.97

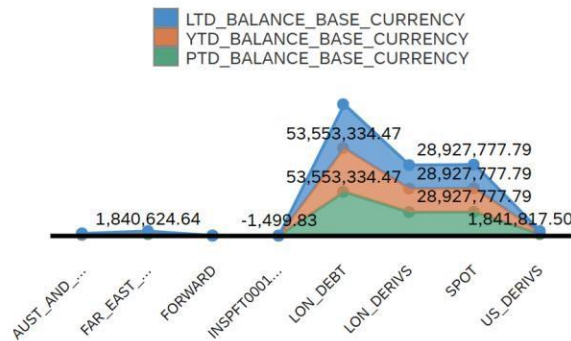
LTD_BALANCE_BASE_CURRENCY

This is the quantity traded for fungible trades (for derivatives this is set to 1).

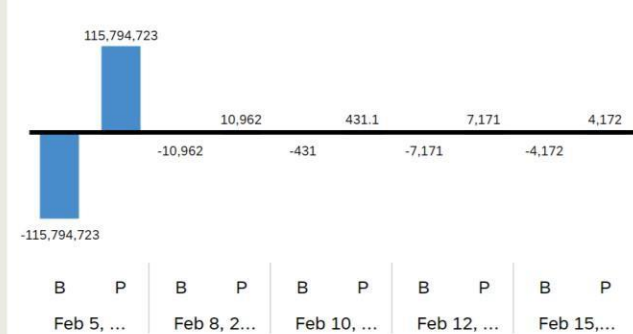
3,811,296.00

This is the quantity traded for fungible trades (for derivatives this is set to 1).

Life to date balance (based) & YTD, PTD by Portfolio



Life to date balances by date



Example Home Screen

The screenshot displays the SAP Home interface. At the top, there is a navigation bar with the SAP logo, a home icon, and the text 'Home'. On the right side of the top bar, there are icons for search, help, and notifications, with a notification badge showing '5'. Below the top bar, there are tabs for 'Today', 'Catalog', 'Favorites', and 'Shared With Me'. The 'Favorites' tab is selected, showing '12 Items'. A search bar is located at the top right of the favorites section. The main area contains a grid of 12 favorite items, each with a representative icon, a title, update information, view count, and an 'Open' button.

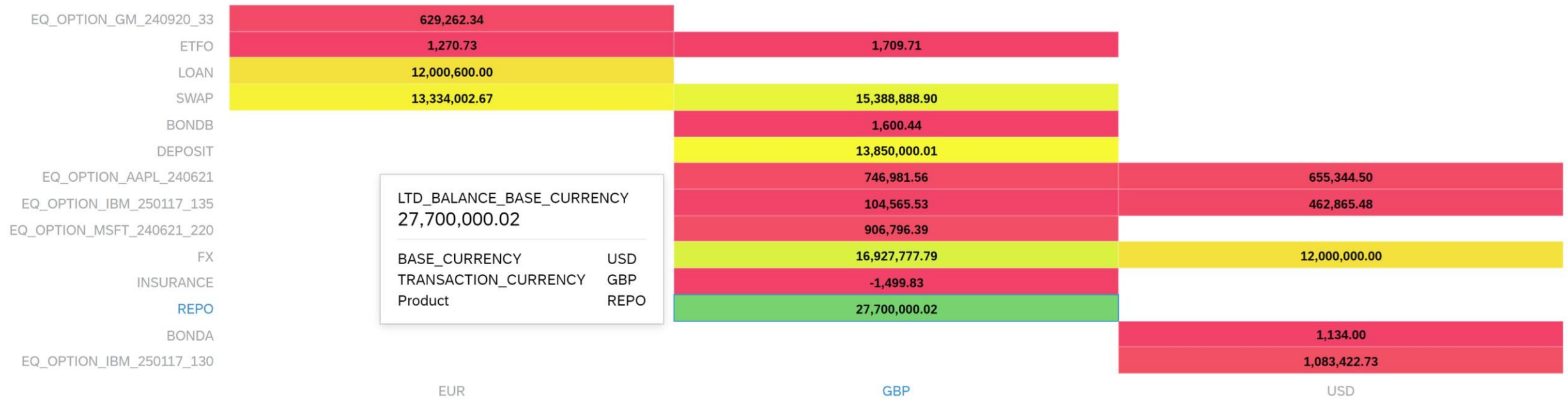
Item Title	Updated	Views	Thumbnail Description
A Financial Summary	Updated 2 months ago	228	Financial Summary
A Transaction View	Updated 3 days ago	113	Transaction views
Accounting Rules	Updated 3 months ago	122	Accounting Rules and GL Accounts
Customer Trading accounts	Updated 3 months ago	21	Trading account balances
Detailed Balances Bar Charts	Updated 2 months ago	145	Detailed Balances Bar Charts
Journals	Updated 2 months ago	88	Journals by legal entity and base currency
Reference Data	Updated 3 months ago	81	Reference Data
Summary Balances Bar Charts	Updated 3 months ago	96	Summary Balances Bar Charts
Summary Balances by Time & Portfolio	Updated 3 months ago	15	Summary Balances by Time &...
Summary Balances Donut Charts	Updated 3 months ago	57	Summary Balances Donut Charts
Summary Balances Heat Maps	Updated 3 months ago	51	Summary Balances Heat Maps
System Log	Updated 3 months ago	74	System Log

Example: Heat map by product and transaction currency

SAP | Stories | Summary Balances Heat Maps | 4. Map Product v. Curr... | 4 / 4 | Edit View

Heat map of LTD Summary Balances by Product/Transaction currency, in base currency.

USD

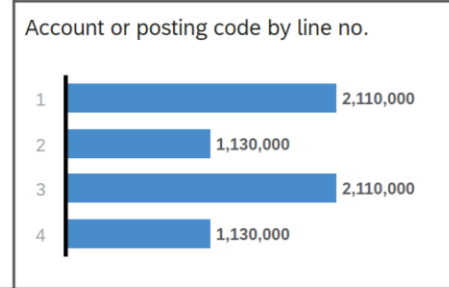
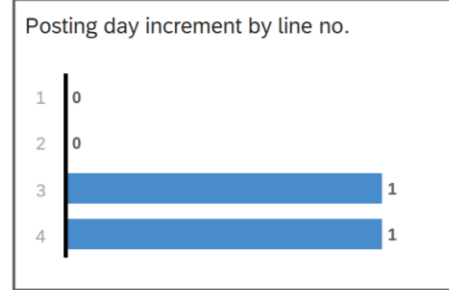
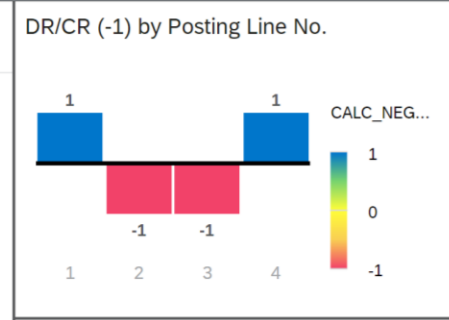


LTD_BALANCE_BASE_CURRENCY
27,700,000.02

BASE_CURRENCY USD
TRANSACTION_CURRENCY GBP
Product REPO

Accounting Rules

Accounting Line Map Id	Line No.	Mapper Line Name	Schema	Product Accounting Class	Product Accounting Class Name	Business Event Code	Business Event Subcode	Buy/Sell Pos/Neg Flag
15	1	Line 1 of FX revaluation	IFRS	FX	FX	VALUATION	(No Value)	POS
16	2	Line 2 of FX revaluation	IFRS	FX	FX	VALUATION	(No Value)	POS
17	3	Line 3 of FX reval.: Reversal	IFRS	FX	FX	VALUATION	(No Value)	POS
18	4	Line 4 of FX reval.: Reversal	IFRS	FX	FX	VALUATION	(No Value)	POS



- Schema IFRS
- Product Accounti... FX
- Business Event ... VALUATION
- Business Event S... (All)