


Photon Financial Hub Cloud for SAP



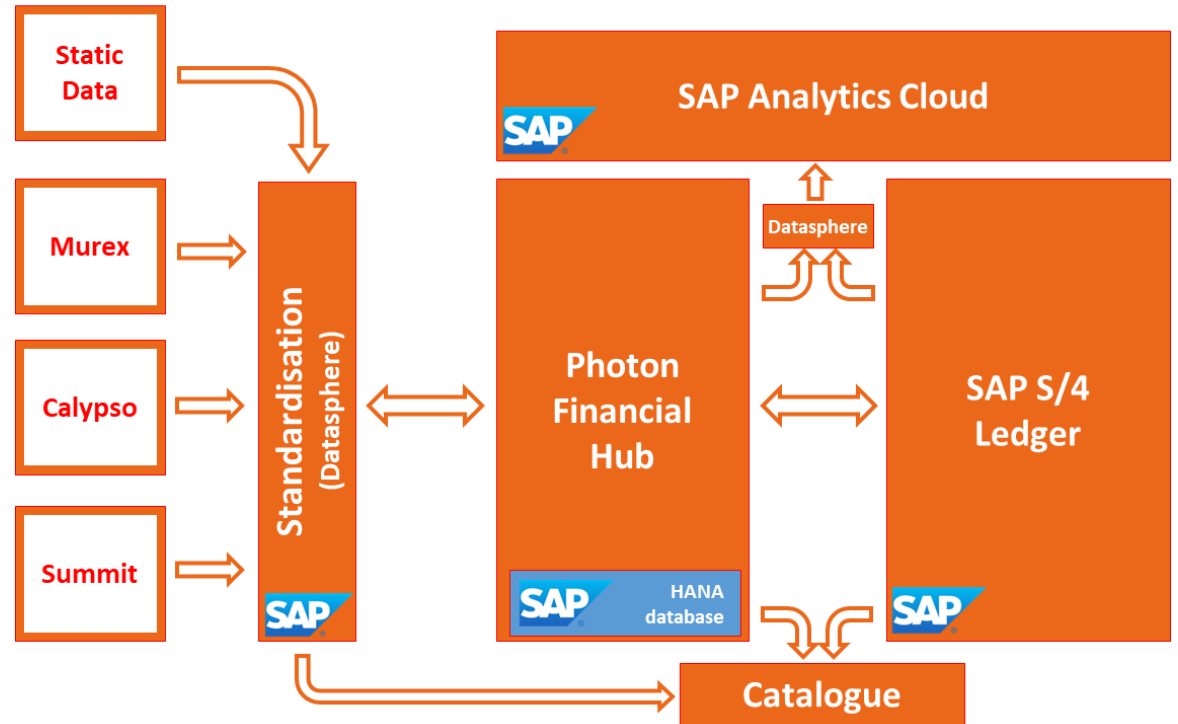
Photon Software
FINANCIAL INNOVATION

Product Overview



▪ A Capital Markets Financial Hub which

- Includes a **Multi-GAAP**, Multi Entity, Multi Currency Accounting Engine and Sub Ledger
- Performs **configurable granular accounting** at a transaction (& product/book) level, not just at a consolidated level
- **Allows drill down** from summary to detailed balances to transactions (SAP S/4HANA to Sub Ledger to source system)
- **Provides P&L Explain** calculations, Profitability Analysis, IFRS 9 Expected credit loss, Risk Finance
- Contains fit for purpose Capital Markets data model covering **Equity, Bonds, FX, MM, L&D, Commodities, Derivatives and Structured Products**



Customer Benefits - Photon Financial Hub Cloud for SAP HANA

- **Supports Finance in the move to the Cloud** - Creates a migration path and target architecture for a best practice cloud based finance platform. Supporting a move from legacy ECC G/L on premise solution to a new cloud based platform in S/4HANA
- **Supports Financial Control and Product Control in the Capital Markets** - Written by Capital Markets experts and has native data model support for Bonds, Equities, FX, L&D, Commodities, Derivatives and Structured products. This complements the existing SAP ecosystem and S/4HANA GL, supporting the product set and detailed functionality needed for Capital Markets
- **Reduced risk through increased transparency and granular accounting data** - Photon's detailed Sub Ledger and Accounting Engine supports trade/book/product/customer level accounting. This granular accounting data gives Finance and Product Control unparalleled insights into finance, risk and P&L trends and explains exceptional events
- **Reduced time to close** - Many finance departments face long monthly processes to close the books and reconcile data to front and back office transactional systems. Using Photon's Financial Hub Cloud enables full source to posting data lineage and transparency/audit trail, supporting faster close and a reduction in time spent on manual investigations.
- **Reduction in manual processing** - Photon delivers universal accounting standards across your trading and settlement systems and a single source of truth for finance and ensures reconciliation between source systems and the GL. Photon also automates month end close processes, such as FX Revaluation, P&L and FX Sell down and Adjustments.

Photon Financial Hub – Example Home Screen

☰

SAP

Home

🔍

💡

💡

🔔5

🗨️

💬

❓

AH

Today

Catalog

Favorites

Shared With Me

Favorites


12 Items

Search

Filter

A-Z

↺



A Financial Summary


Updated 2 months ago

👁️ 228 🖱️ -

Financial Summary

★

Open



A Transaction View

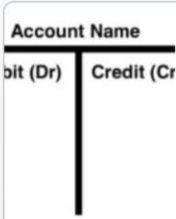
Updated 3 days ago

👁️ 113 🖱️ -

Transaction views

★

Open



Accounting Rules


Updated 3 months ago

👁️ 122 🖱️ -

Accounting Rules and GL Accounts

★

Open



Customer Trading accounts


Updated 3 months ago

👁️ 21 🖱️ -

Trading account balances

★

Open



Detailed Balances Bar Charts


Updated 2 months ago

👁️ 145 🖱️ -

Detailed Balances Bar Charts

★

Open



Journals


Updated 2 months ago

👁️ 88 🖱️ -

Journals by legal entity and base currency

★

Open



Reference Data

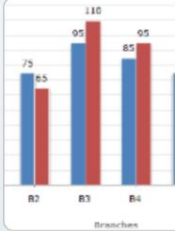
Updated 3 months ago

👁️ 81 🖱️ -

Reference Data

★

Open



Summary Balances Bar Charts


Updated 3 months ago

👁️ 96 🖱️ -

Summary Balances Bar Charts

★

Open



Summary Balances by Time & Portfolio


Updated 3 months ago

👁️ 15 🖱️ -

Summary Balances by Time &...

★

Open



Summary Balances Donut Charts


Updated 3 months ago

👁️ 57 🖱️ -

Summary Balances Donut Charts

★

Open



Summary Balances Heat Maps


Updated 3 months ago

👁️ 51 🖱️ -

Summary Balances Heat Maps

★

Open



System Log

Updated 3 months ago

👁️ 74 🖱️ -

System Log

★

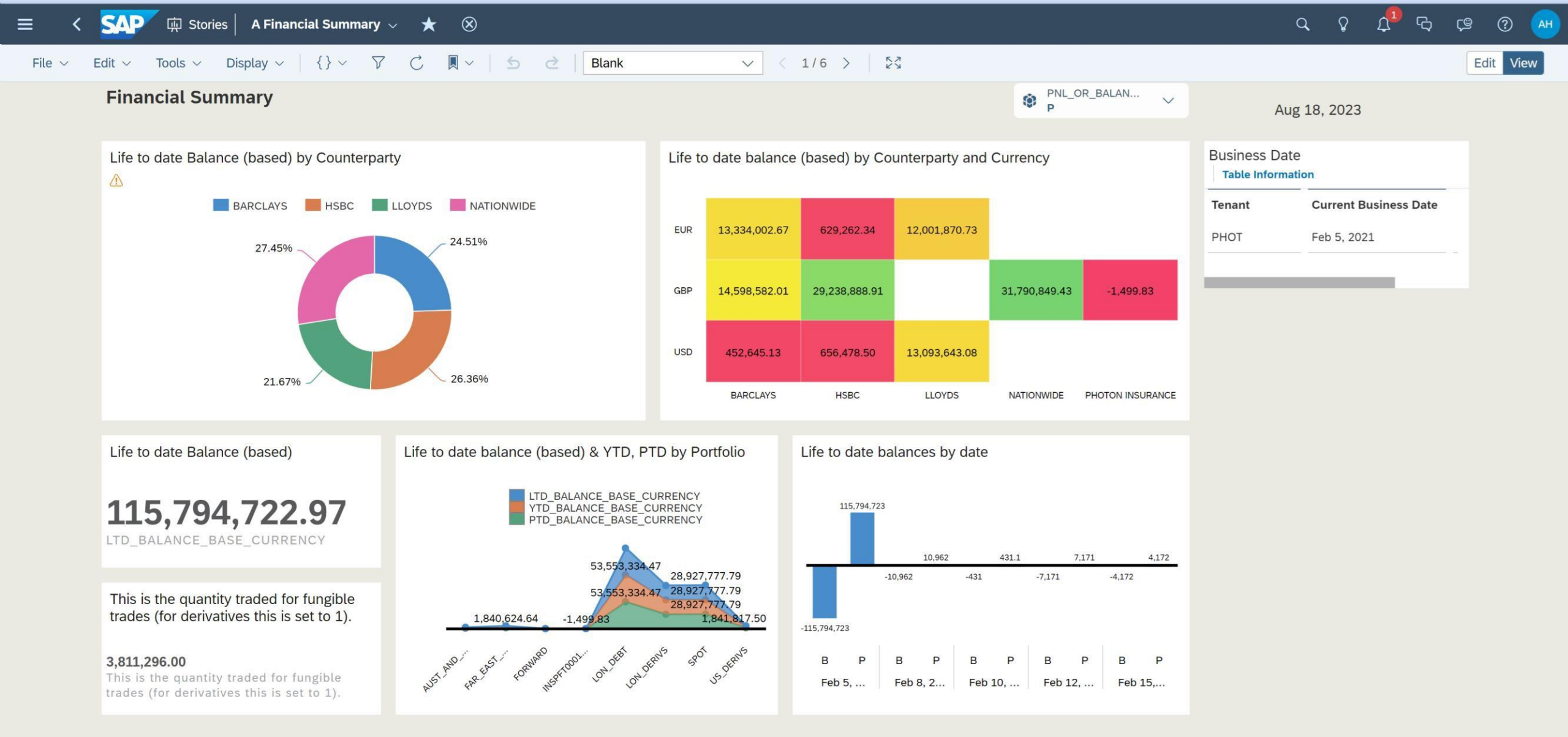
Open

SAP

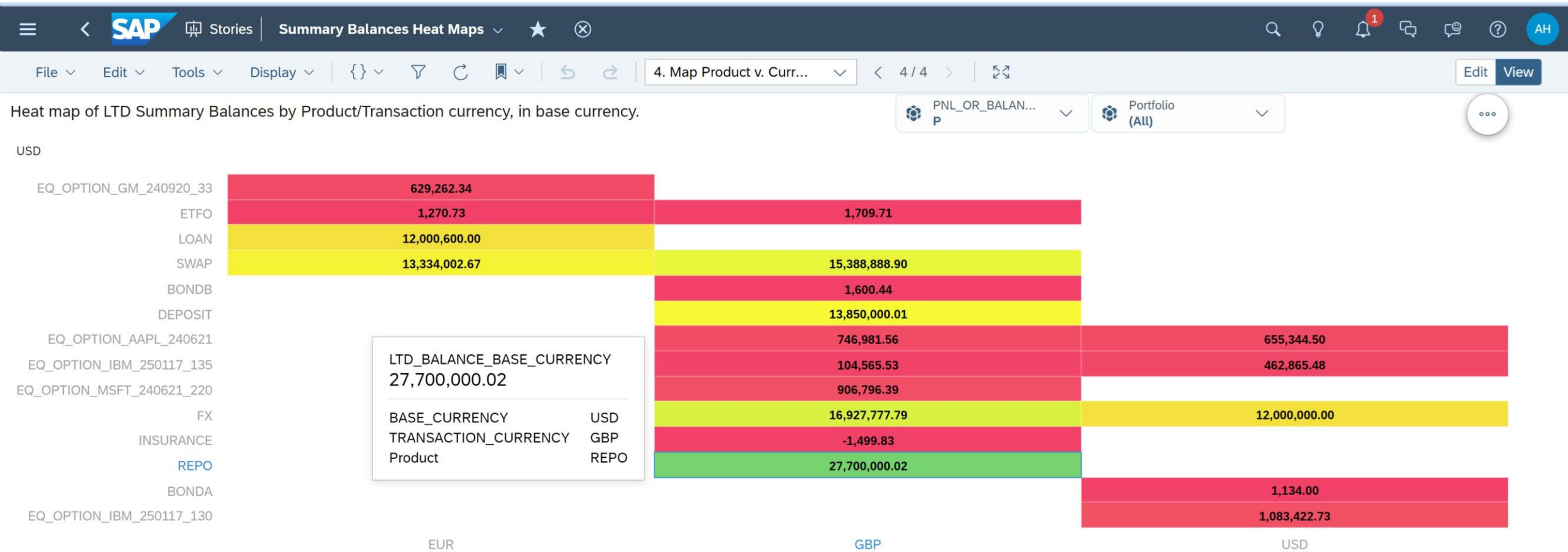
×

○

Example Summary Dashboard



Example: Heat map by product and transaction currency



Accounting Rules

Accounting Rules

3. Accounting Rules

3 / 5

Accounting_Rules

Accounting Line Map Id	Line No.	Mapper Line Name	Schema	Product Accounting Class	Product Accounting Class Name	Business Event Code	Business Event Subcode	Buy/Sell Pos/Neg Flag
15	1	Line 1 of FX revaluation	IFRS	FX	FX	VALUATION	(No Value)	POS
16	2	Line 2 of FX revaluation	IFRS	FX	FX	VALUATION	(No Value)	POS
17	3	Line 3 of FX reval.: Reversal	IFRS	FX	FX	VALUATION	(No Value)	POS
18	4	Line 4 of FX reval.: Reversal	IFRS	FX	FX	VALUATION	(No Value)	POS

DR/CR (-1) by Posting Line No.

Line No.	Value
1	1
2	-1
3	-1
4	1

Posting day increment by line no.

Line No.	Increment
1	0
2	0
3	1
4	1

Account or posting code by line no.

Line No.	Account or posting code
1	2,110,000
2	1,130,000
3	2,110,000
4	1,130,000