


Photon Financial Hub Cloud for SAP HANA

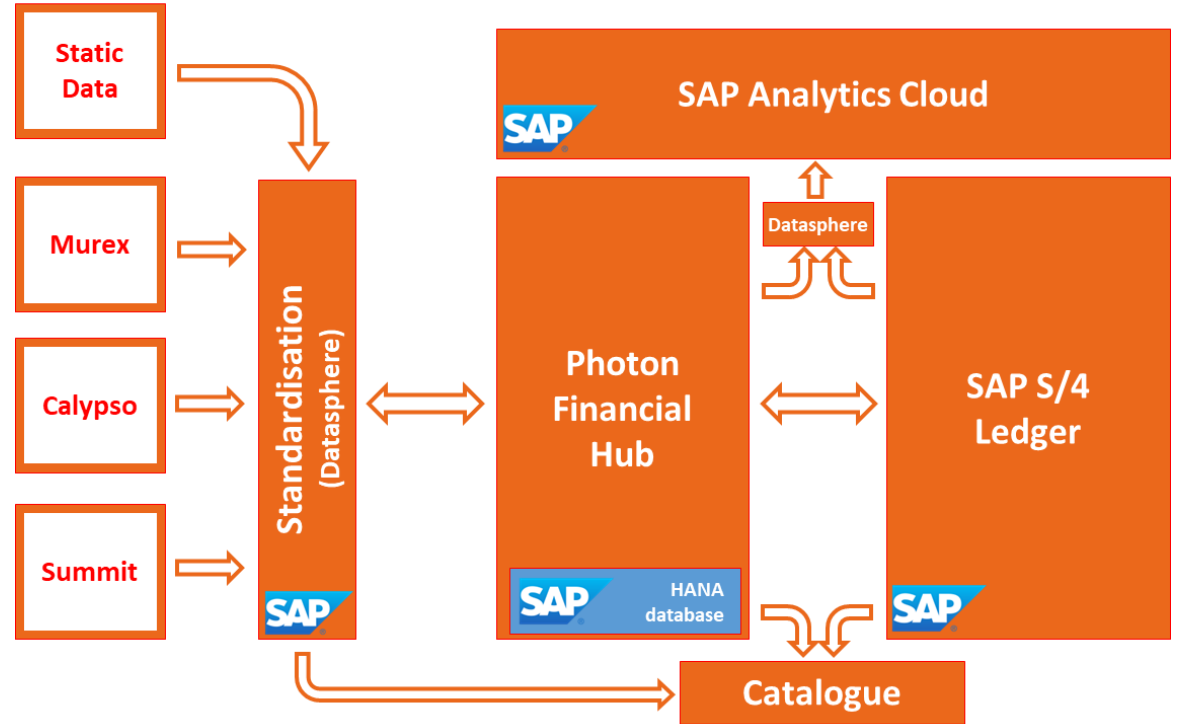


Photon Software
FINANCIAL INNOVATION

Product Overview



- A **Capital Markets Financial Hub** which
 - Includes a **Multi-GAAP**, Multi Entity, Multi Currency Accounting Engine and Sub Ledger
 - Performs **configurable granular accounting** at a transaction (& product/book) level, not just at a consolidated level
 - **Allows drill down** from summary to detailed balances to transactions (SAP S/4HANA to Sub Ledger to source system)
 - **Provides P&L Explain** calculations and Profitability analysis
 - Contains fit for purpose Capital Markets data model covering **Equity, Bonds, FX, MM, L&D, Commodities, Derivatives and Structured Products**



Customer Benefits - Photon Financial Hub Cloud for SAP HANA

- **Supports Finance in the move to the Cloud** - Creates a migration path and target architecture for a best practice cloud based finance platform. Supporting a move from legacy ECC G/L on premise solution to a new cloud based platform in S/4HANA
- **Supports Financial Control and Product Control in the Capital Markets** - Written by Capital Markets experts and has native data model support for Bonds, Equities, FX, L&D, Commodities, Derivatives and Structured products. This complements the existing SAP ecosystem and S/4HANA GL, supporting the product set and detailed functionality needed for Capital Markets
- **Reduced risk through increased transparency and granular accounting data** - Photon's detailed Sub Ledger and Accounting Engine supports trade/book/product/customer level accounting. This granular accounting data gives Finance and Product Control unparalleled insights into finance, risk and P&L trends and explains exceptional events
- **Reduced time to close** - Many finance departments face long monthly processes to close the books and reconcile data to front and back office transactional systems. Using Photon's Financial Hub Cloud enables full source to posting data lineage and transparency/audit trail, supporting faster close and a reduction in time spent on manual investigations.
- **Reduction in manual processing** - Photon delivers universal accounting standards across your trading and settlement systems and a single source of truth for finance and ensures reconciliation between source systems and the GL. Photon also automates month end close processes, such as FX Revaluation, P&L and FX Sell down and Adjustments.

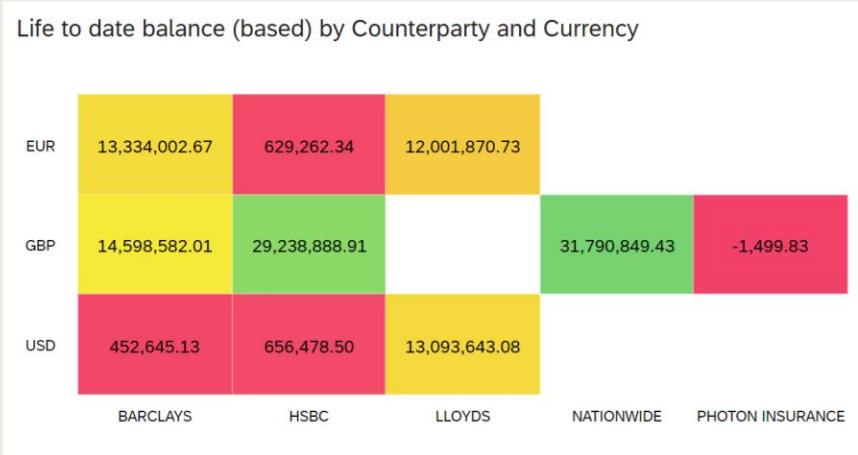
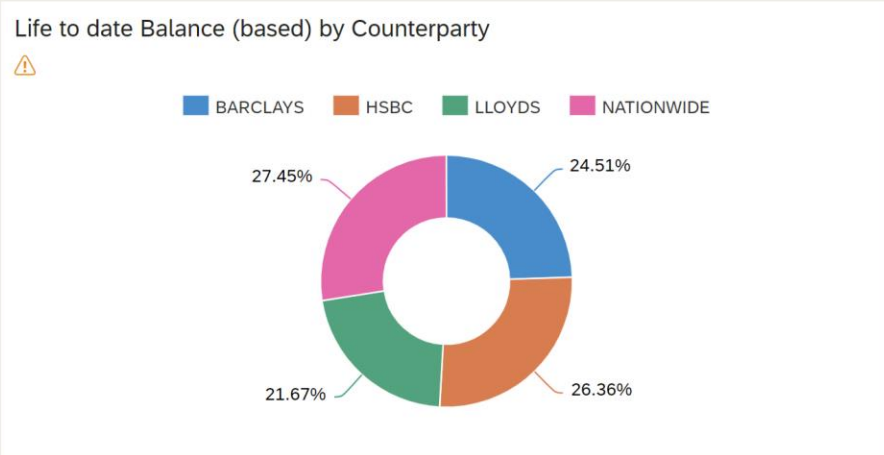
Photon Financial Hub – Example Home Screen

The screenshot displays the Photon Financial Hub home screen. At the top, there is a navigation bar with the SAP logo, a 'Home' button, and utility icons for search, help, notifications, and user profile (AH). Below the navigation bar, there are tabs for 'Today', 'Catalog', 'Favorites', and 'Shared With Me'. The 'Favorites' tab is active, showing '12 Items'. A search bar and a 'Filter' button are also present. The main content area is a grid of 12 report cards, each with a representative image, title, update information, and an 'Open' button.

Report Title	Update Info	Thumbnail Description
A Financial Summary	Updated now 16 views	Financial Summary
Detailed Balances Bar Charts	Updated 3 days ago 27 views	Detailed Balances Bar Charts
Journals	Updated 3 days ago 7 views	Journals by legal entity and base currency
Reference Data	Updated 3 days ago 28 views	Reference Data
Summary Balances Bar Charts	Updated 3 days ago 11 views	Summary Balances Bar Charts
Summary Balances by Account / Various	Updated 3 days ago 27 views	Summary Balances by Account...
Summary Balances by Time & Portfolio	Updated 3 days ago 5 views	Summary Balances by Time &...
Summary Balances Donut Charts	Updated 3 days ago 9 views	Summary Balances Donut Charts
Summary Balances Heat Maps	Updated 3 days ago 2 views	Summary Balances Heat Maps
System Log	Updated 3 days ago 12 views	System Log
Transactions	Updated 3 days ago 8 views	Transactions
View Accounting Rules	Updated 3 days ago 37 views	Accounting Rules and GL Accounts

Example Summary Dashboard

Financial Summary



Business Date

Table Information

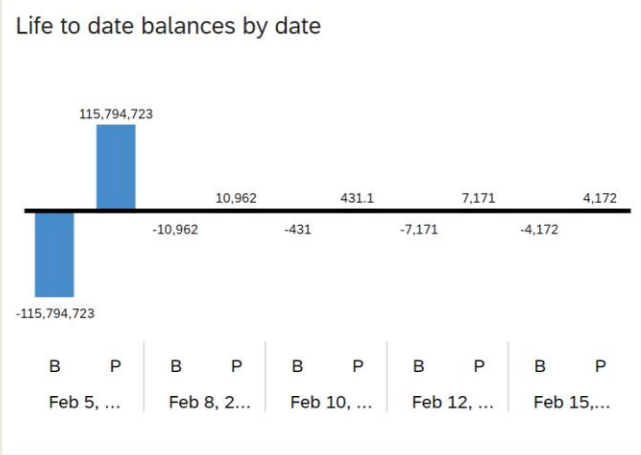
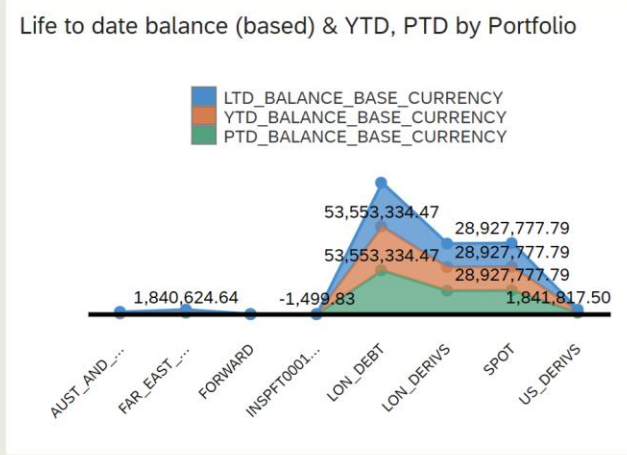
Tenant	Current Business Date
PHOT	Feb 5, 2021

Life to date Balance (based)

115,794,722.97
LTD_BALANCE_BASE_CURRENCY

This is the quantity traded for fungible trades (for derivatives this is set to 1).

3,811,296.00
This is the quantity traded for fungible trades (for derivatives this is set to 1).

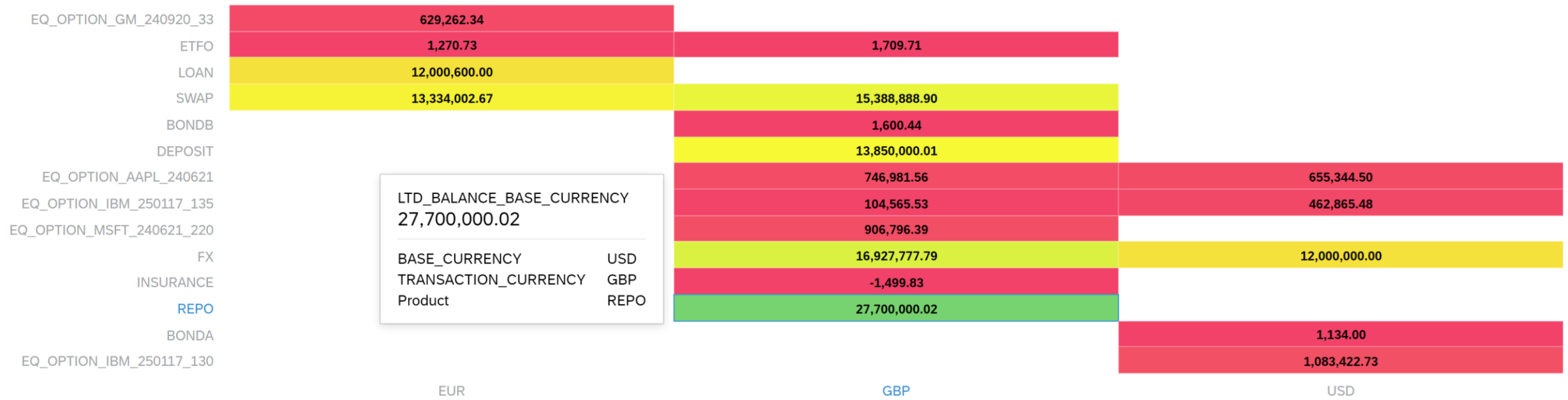


Example: Heat map by product and transaction currency

SAP Stories | Summary Balances Heat Maps | 4. Map Product v. Curr... | 4 / 4 | Edit View

Heat map of LTD Summary Balances by Product/Transaction currency, in base currency.

USD



LTD_BALANCE_BASE_CURRENCY
27,700,000.02

BASE_CURRENCY USD
TRANSACTION_CURRENCY GBP
Product REPO